

# The BEAGLE

## M117 & M218

M117



M218





# An executive aircraft is good business

... and BEAGLE is providing a new range of British aircraft in this class.

Today's highly competitive home and overseas markets make more and more demands on executive time and personal contact.

There is mounting pressure for more people to be in more places more often. The essence of the problem is journey time.

BEAGLE aircraft aim to provide speed with comfort and convenience; specialised aircraft to suit the particular requirements of the individual business man or private owner; aircraft which give freedom from the restrictions of commercial transport routes and timetables.

There are three branches of the BEAGLE family of aircraft.

*The Masefield-BEAGLE* twin-engine executive range

*The BEAGLE-Auster* high-wing single-engine range

*The BEAGLE-Miles* low-wing light-twin and single-engine range.

This brochure describes the first aircraft in the third of the BEAGLE ranges – the BEAGLE-Miles family.

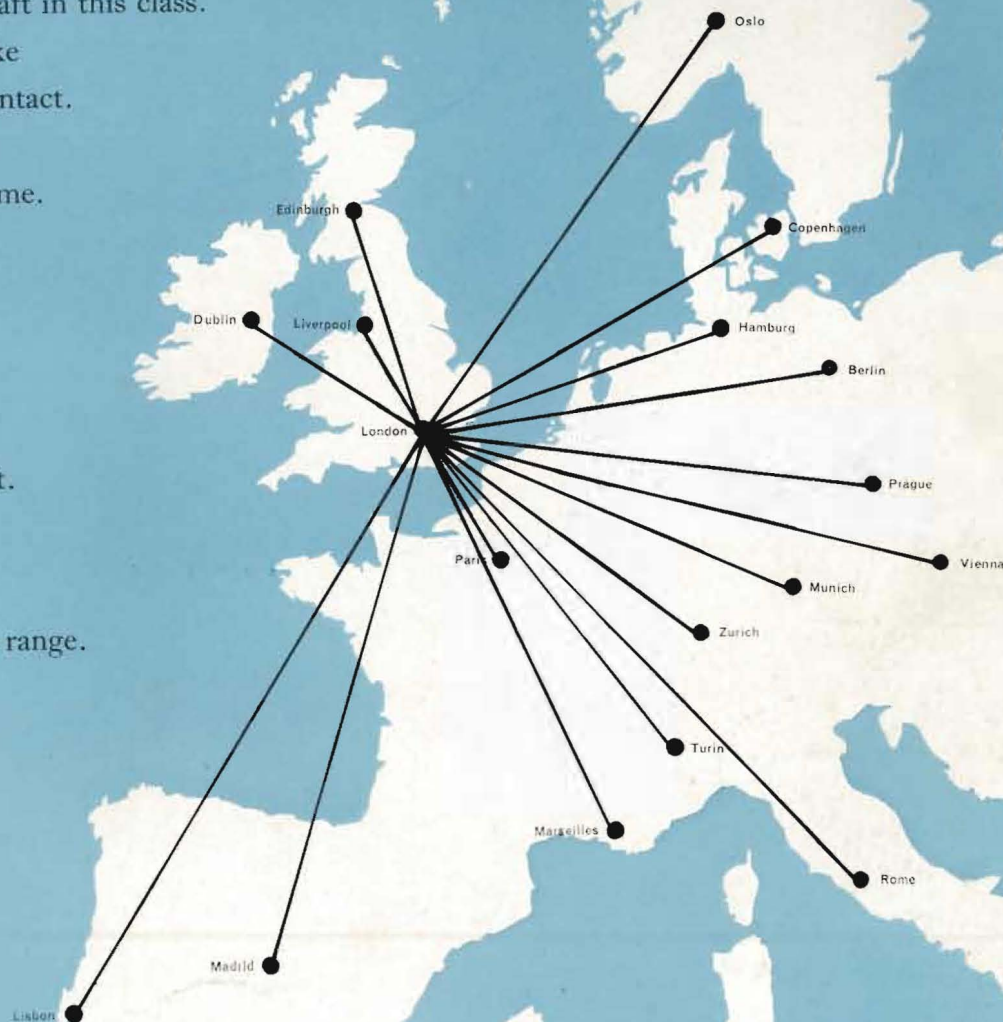
The BEAGLE M.218 and the BEAGLE M.117 are,

in fact, two related low-wing aeroplanes designed for the private owner and for low-cost business travel.

The M.218 has four seats and two engines, the M.117 two seats and one engine.

The M.218 has four seats and two engines, the M.117 two seats and one engine.

**They are BEAGLE . . . and they are BRITISH**



# Two versions—twin engine and single

These low-wing BEAGLE aircraft will be available in two versions – the twin-engine M.218 and the single-engine M.117.

Both these aircraft are the products of the BEAGLE-Miles design team – part of ‘the BEAGLE Pack’ and successors to the long line of famous Miles aircraft which have included such famous names as Hawk, Magister, Falcon and Gemini.



The BEAGLE M.218 is a light-twin four-seat high performance, low-wing monoplane. Although constructionally similar to its 'Kennel mate' the M.117, it has two 100 b.h.p. Rolls-Royce Continental 0-200-A engines instead of one. The M.218 will be capable of a maximum cruising speed of almost 160 m.p.h. at sea level. It will have a range of 1,000 st. miles with a fuel consumption of nearly 15 m.p.g. First flight is scheduled for the Spring of 1962.

The BEAGLE M.117 will be a single-engine two-seat low-wing monoplane powered by a Rolls-Royce Continental 0-200-A, 100 b.h.p. engine. Maximum cruising speed will be 123 m.p.h. The M.117 will offer exceptionally low-cost touring and training with an excellent field of view and emphasis on good handling qualities.




# Easier to fly than driving a motor car

BEAGLE design pays particular attention to the layout of flying controls and cabin comfort.

The instrument layout offers both pilots in these dual-control aircraft a clear view of every instrument.

The BEAGLE range is built by pilots for pilots.




A feature of the M.218/117 is the roof console which incorporates the engine starting controls arranged in sequence, the radio speaker and a cabin floodlight.

# Limousine type interior

The interior styling follows the trend set by luxury motor cars.

Leather upholstery, tasteful trim and pile carpets enhance the coach-built finish.

A wide fore and aft adjustment on the rudder pedals ensures comfort for pilots of all sizes.



*Baggage.* In all models there is 12½ cu. ft. of baggage space. There is also ample room on a shelf behind the cabin for brief-cases and personal baggage.

## Step up inside

Getting into BEAGLE aircraft is always easy – easier in fact than entering many cars. On these aircraft, doors on either side hinge forward, and using the tread on the wing roots, even the most elegant passenger will enter with comfort. Both doors open easily and stay open for as long as necessary.

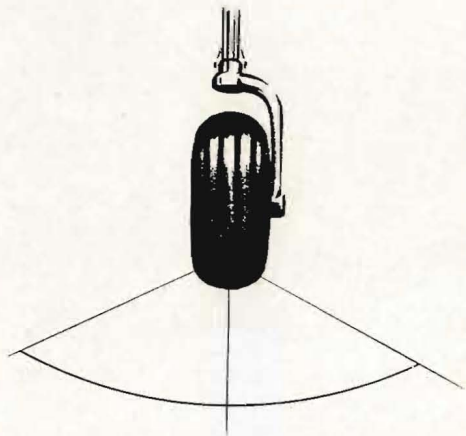



Another of the many features for the passengers is the 'courtesy light' which comes on automatically when the door is opened.




# General information

Both M.117 and M.218 models have the following notable features:



**Tricycle Undercarriage.** Tricycle undercarriage with steerable nosewheel is standard. The main wheels are fitted with disc brakes.

**Structure.** These aircraft employ a fatigue resistant metal primary structure; the remaining structure is of moulded fibre glass which is a further aid to reliability. A low centre of gravity in conjunction with the wide track undercarriage produces a high degree of ground stability.



## Dimensions M.218

Span 37 ft.

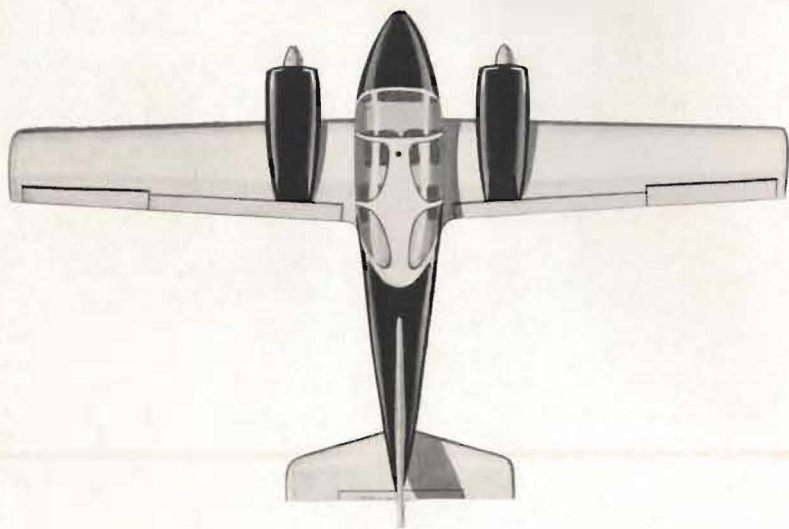

Length 25 ft. 3 in.

Height 7 ft. 5 in.

Wheelbase 7 ft. 3 in.

Track 12 ft. 6 in.

Wing area 170 sq. ft.



## Dimensions M.117

Span 37 ft.


Length 26 ft. 1 in.

Height 7 ft. 5 in.

Wheelbase 6 ft. 4 in.

Track 12 ft. 6 in.

Wing area 170 sq. ft.







**BRITISH EXECUTIVE AND GENERAL AVIATION LIMITED, Sceptre House, Regent Street, London, W.1.**

